













Monthly Assessment Report
SAMPLE REPORT





June 2009

Table Of Contents

PRACTICE PRODUCTIVITY	<u>Page</u>	<u>Comments</u>
 Provider Days Worked	2	
 Office Production	3	
 Departmental Production	4	
 Individual Provider Production	5	

PRACTICE FINANCIALS	<u>Page</u>	<u>Comments</u>
 Monthly Collections	6	
 YTD Collections	6	
 Collections as % of Production	7	
 Accounts Receivable	8	

PRACTICE GROWTH	<u>Page</u>	<u>Comments</u>
 New Patients by Month	9	
 YTD New Patients	9	
 Sources of New Patients	9	
 Value/ROI for New Patients	10	

PRACTICE PROFITABILITY	<u>Page</u>	<u>Comments</u>
 Write-Offs	11	
 Expenses	12	
 Overhead	13	
 Profitability	13	